



**Goodtone**

**FILO**



## FILO Chair

Exploring the minimalist is what the German designers beliefs ' who has brought FILO to satisfy our feelings on visual and seating.

As the combination of industrial style and artistic sense, FILO chair is worthy, perhaps the German designers have their own unique and strong character artistic. The collaborative product from industrial design team is no exception, the lines with simple appearance makes the Germany series of design thoroughly exposed.

— Designed by Peter Horn



FILO-A



FILO-B



FILO-A1



FILO-B1



FILO-C



FILO-D



FILO-F

The meaning of Good design should more than just being a high price luxury product. GOODTONE has managed to produce Good design products that everyone can have with quality assurance.

- |                               |                                |
|-------------------------------|--------------------------------|
| 1. Upholstery / Fabric、Mesh   | 5. Mechanism / Inner Board +PP |
| 2. Armrest / PA +PU Arm-Pad   | 6. Gas-lift / Steel            |
| 3. Backrest / PA66+GF30%、Foam | 7. Base / 340mm Aluminum Alloy |
| 4. Seat / PA66+GF30%、Foam     | 8. Caster / Back PU            |

Fabric




Jacinth




Black



Lightgray



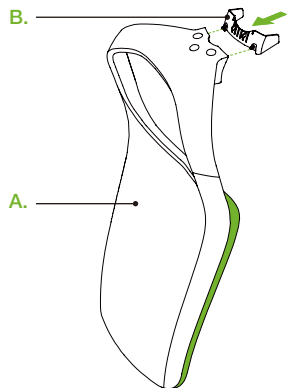
Blue



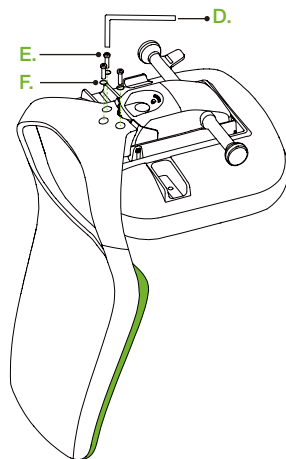
Green






# Installation

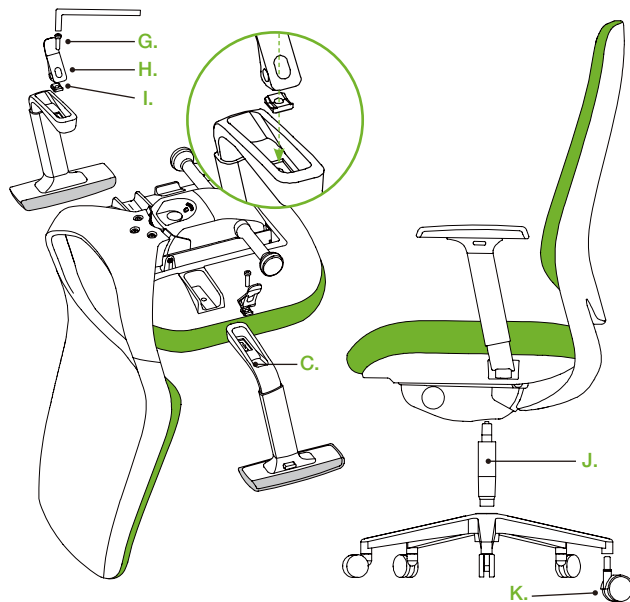


Step 1

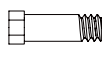




Step 2

| D   | x1 | E   | x3 | F   | x3 |
|---|----|---|----|---|----|
|  |    |  |    |  |    |
| M4  |    | M8*35   |    |   |    |



Step 3

| G  | x2 | H   | x2 | I   | x2 |
|--|----|---|----|---|----|
|  |    |  |    |  |    |
| M8*38  |    |   |    |   |    |

Step 4





## 1 4D Armrest / function key placed under armpad



- ↑↓ Press button to adjust height
- ↔ Push arm-pad for Depth adjustment
- ↻ Twirl arm-pad for angle adjustment
- ↔ Button under armrest for width adjustment

Armrest to reduce tiredness to arms and shoulders.

## 2 Sliding seat / Function key located on the right hand side of the mechanism



- ↔ Pull out function key at the seat bottom for sliding function

Sliding function to offer effective support for thigh in the most comfort .

## 3 Tilt lock in five positions / Control rod on the left hand side of mechanism



Twirl outward to engage tilt lock



Twirl inward to engage release

Tilt lock allows the user to sit in an upright position for keyboarding, while providing a comfortable rocking/reclining motion during work or break.

## 4 Tension tilt / Control rod on the right hand side of mechanism



Twirl outward to increase tension



Twirl inward to release tension

Tension tilt offers more secure and comfortable working environment.



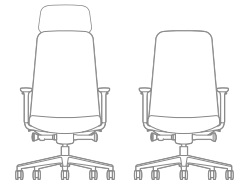
**5 Height adjustment** / Control rod on the right hand side of mechanism



To lower seat, place your full weight on the chair, and engage actuator lever. When the desired height is reached, release the actuator

To raise the seat, shift your weight to your feet. Engage actuator. Chair will rise automatically

Position chair so your feet are flat on the floor, and lower legs are at a 90-degree angle (or better) relative to upper legs.



# FILO Specification Reference



FILO-A



FILO-B



FILO-A1

|   |             |             |             |
|---|-------------|-------------|-------------|
| Height                                    | 1200~1280mm | 1005~1085mm | 1175~1255mm |
| Seat depth                                | 590~630mm   | 590~630mm   | 590~630mm   |
| Seat width                                | 620~670mm   | 620~670mm   | 620~670mm   |
| Distance from floor to seat               | 430~510mm   | 430~510mm   | 435~515mm   |
| Backrest width                            | 460~510mm   | 460~510mm   | 470mm       |
| Distance from seat to the top of backrest | 1000mm      | 575mm       | 740mm       |
| Width between armrest                     | 460~510mm   | 460~510mm   | 460~510mm   |
| Distance from floor to armrest            | 620~700mm   | 610~690mm   | 620~700mm   |
| From seat to armrest                      | 200~280mm   | 200~280mm   | 200~280mm   |
| Tilt angle degree                         | 25°         | 25°         | 25°         |



FILO-B1



FILO-C



FILO-D



FILO-F

|             |       |           |           |
|-------------|-------|-----------|-----------|
| 1000~1080mm | 800mm | 790~870mm | 810~880mm |
| 590~630mm   | 560mm | 555mm     | 550mm     |
| 620~670mm   | 550mm | 540mm     | 550mm     |
| 435~515mm   | 440mm | 425~505mm | 440~510mm |
| 470mm       | 370mm | 410mm     | 410mm     |
| 565mm       | 360mm | 365mm     | 370mm     |
| 460~510mm   | 480mm | 475mm     | 490mm     |
| 620~700mm   | 630mm | 610mm     | 620~690mm |
| 200~280mm   | 190mm | 190mm     | 185mm     |
| 25°         | --    | 15°       | 15°       |

**Leather office chair:** Please gently wipe it with a half-wet sponge dipped with special detergents and service it with the leather servicing agent after wiping it dry with the dry cloth. If it is dipped with water, it should be immediately wiped dry. Besides, avoid the long-time direct sunlight.

**Net surface and cloth office chair:** Please slap with hand or use the dust collector to clean the dust on it. If there are stains, locally clean and dry it naturally with special detergents.

**Armrest, support and chair leg:** For aluminum alloy materials, please clean them with a dry cloth or nonferrous metal detergents; For plastic materials, please clean them with half-wet cloth dipped with clear water.

**Chair wheel:** Clean fur crumbs fiber and other sundries periodically and protect chair wheels with anti-static sprays.

## Quality assurance and after-sales service

### FIVE-YEAR QUALITY ASSURANCE

In case the product is damaged due to its quality reasons within five years from the purchasing date, the Buyer can show the purchasing proof and the Company will repair the product for free.



#### ! Notice

The quality assurance service is not applicable for the improperly stored, assembled and used product, and does not include the damage to the product due to the normal abrasion and tearing, cutting and scraping or striking or accidents.



After opening the package of the product, please carefully check the product for part lack or transportation damage. If any, please contact the dealer timely.



Please place it on the indoor stable floor and prevent it from fire or exposure to blazing sun for a long time and humid environment.



The product can only be used by one person.



Please do not seat at the edge of the chair.



Please do not step on it or stand on the product to get something.



Please do not incline the chair backrest excessively.



Please do not lean against the product except in normal sitting posture to avoid tumbling due to the unbalance.



Please prevent the product from scratching or striking by sharp or hard tools.



Please notice the spontaneous loose phenomenon of bolts. If any, please stop using and repair the product immediately.



